

Table of Contents

Welcome to	2
Welcome to Rostock	2
Interesting facts about Rostock	2
About Integreat	2
Integreat in sign language (Video)	3
Important offices	3
Rostock Employment Agency	3
Hanse Job Centre	4
Migration Office Rostock (Foreigners' Registration Office)	5
Office for Social Affairs and Participation	6
Registry office	7
Youth welfare office	8
Local offices in Rostock	9
Health department	10

Welcome to

Welcome to Rostock

Interesting facts about Rostock

Welcome to Rostock.

Rostock is a large city in the federal state of Mecklenburg-Vorpommern. Around 210,000 people live here. Rostock is located on the Baltic Sea and has a long tradition. There is a university in Rostock. It is already very old. That's why Rostock is called a Hanseatic and university city. Rostock has a female mayor. Her name is Eva-Maria Kröger. She is the head of the authorities. Rostock has a citizenry. These are people who live in Rostock. They were elected to a city parliament and make many decisions for the city.

There are 31 districts. The districts are very different. In some parts of the city there are many individual houses. In other parts of the city there are large blocks of flats. Many different people live together here. There is a district and meeting centre in almost every district. People can meet and socialise here. There are leisure activities for everyone. You can also get advice here. If you want to do something voluntary, you can get in touch here.

About Integreat

Integreat is a guide to support you in your everyday life. You will find important addresses, contacts and tips and tricks to help you find your way around.

This guide has several chapters. Each chapter deals with a different topic. Among other things, you will find information on doctors, schools, German courses and other institutions. There is also a chapter with ideas on what you can do in your free time. The information and leisure activities change. Your local authority updates them regularly. That's why it's a good idea to check your mobile app often. You will always be informed about current activities and events. You can rely on the information in Integreat.

Download Integreat from your [app store](#). You can also use this app offline if you don't have internet access. When you are back online, the app will update itself.

Sharing information

Important information that you want to pass on, for example, can be downloaded as a PDF in the web app and shared. In the mobile app, you can share interesting content directly, for example via WhatsApp, Facebook or e-mail.

The latest news

You can also receive push notifications with the Integreat smartphone app. You can agree to receive them in the app settings. Important or urgent information is sent to you via push notifications.

Feedback

You can contribute to the further development of the Integreat app in your municipality. You can give feedback using the smiley icons. This feedback is sent to the people who create the content. You can praise or criticise. Write down as many details as possible for ideas or criticism.

Read aloud function

The content of the Integreat app can also be read aloud. To do this, the read aloud function must be switched on in the smartphone settings. This works in all languages. Alternatively, the built-in read aloud function in Integreat can also be used via the menu.

We very much hope that we can make your life in Germany easier with this app.

Integreat in sign language (Video)

This video explains how Integreat works in German sign language. You will learn what is possible. Click on the image to watch the video on YouTube.






Important offices

Rostock Employment Agency

The Employment Agency (Agentur für Arbeit) is responsible for everything to do with employment. Are you looking for a job? Do you need help choosing a career? Would you like to have your qualifications recognised? Then contact the Employment Agency.

👤 Is your asylum procedure still ongoing? Or are you tolerated? Then the Employment Agency is your point of contact. They will help you with questions about the transition between school and work (careers advice). They will place you in work. And they will advise you on further vocational training.


Rostock Employment Agency


 [Kopernikusstr. 1a, 18048 Rostock](#)
 [+49 \(0\) 8004555500, +49 \(0\) 3818041012](#)
 [Agentur für Arbeit Rostock](#)

 [Online-Termin](#)

Hanse Job Centre

Are you unemployed? Do you need help? The Hanse Job Centre (Hanse Jobcenter) pays financial benefits. It will also find you work and training. This depends on your individual needs. Among other things, the Hanse Job Centre enables you to take part in a language course. It can refer you to a careers counselling service. Or it can help you get your certificates recognised. Would you like to work? Then you will find information and counselling here: [Arbeitsmarktzugang](#).

 The employees of the Hanse Job Centre are not permitted to pass on any information about customers. Do you have a voluntary companion? Then you must give them a power of attorney. This must be completed in full and signed by both parties.

 Is your asylum application still pending? Or your application has been rejected? Then the [employment agency](#) (Agentur für Arbeit) is responsible for questions relating to employment promotion.

Steps after a positive decision

You have received a positive decision from the BAMF. This means that the asylum procedure has been successfully completed. You are recognised as entitled to asylum. Or you have been granted refugee protection. These are your next steps:

1. personal interview

- You must go to the job centre during opening hours
- You will be registered as a customer there
- Your background will be recorded
- A counselling appointment will be arranged with the benefits department. An appointment will be made with the job centre
- You are registered as a jobseeker

2. benefits department

Important: There is no counselling without an appointment.

- You can apply for benefits. You need an appointment for this. The person responsible for you will then help you.


3. job centre

- **Important:** There is no counselling without an appointment.
- Have you already attended an integration course? Bring your certificate with you. If not, bring your commitment to the course with you.

- Do you have documents relating to school attendance or training? Do you have job references? Have your foreign qualifications been recognised? Please bring these with you.
- Tell us about any special skills you have (crafts, language skills, etc.).
- Think about which area of work you are interested in before the appointment.

Hanseatic Job Centre

 [Erich-Schlesinger-Straße 35, 18059 Rostock](#)

 [+49 \(0\) 38146110](#)

 [Hanse-Jobcenter](#)

Migration Office Rostock (Foreigners' Registration Office)

Would you like to live in Germany as a foreign national? Then you need a [residence permit](#) (Aufenthaltstitel). This can be a visa. Or a residence permit. You may also have a settlement permit or a permanent residence permit. Go to the Migration Office (Migrationsamt). You can apply for a residence permit there.

EU citizens do not have to register with the Migration Office. You can register directly at the [local offices](#).

What else you can do at the Migration Office:

- Extend proof of arrival
- Issue and extend a residence permit
- Apply for a work permit
- Apply for a residence permit and special permits for travelling
- Naturalisation

Steps after a positive decision from the BAMF

Apply for an electronic residence permit (eAT)

(1) Submitting the application

- You can submit the application online. To do this, use the "Online application". You can also fill out the "Application for a residence permit" form. You send this by post to the Migration Office. You can download the form online. Please bring an interpreter with you when you submit your application. They can translate your request (the reason for the visit).

(2) Appointment


- The form has been received by the Immigration Office. It has been processed. You will then receive an appointment by post. You will also receive a list of all the documents you need to bring with you
- Important: Have a fictitious certificate (Fiktionsbescheinigung) issued as a temporary replacement document. You will need this for the [job centre](#) (Jobcenter).


(3) Collection

- You will receive the collection notification by post

Hanseatic and University City of Rostock

Migration Office Rostock / Foreigners' Registration Office

 [Neuer Markt 3, 18055 Rostock](#)

 [+49 \(0\) 3813812551](#)

 [Migrationsamt Rostock](#)

 [Online- Termin](#)

Naturalisation authority

People who wish to apply for German citizenship should contact the Naturalisation Office of the City of Rostock.

All information and the list of documents to be submitted can be found on the website at [Naturalisation](#)

The [Pass\(t\) genau](#) project offers further advice on the subject of naturalisation.

Office for Social Affairs and Participation

The Office for Social Affairs and Participation (Amt für Soziales und Teilhabe) is responsible for **providing social assistance**. This includes the following benefits:


- Basic security in old age and in the event of reduced earning capacity
- Care assistance
- Assistance with living expenses
- Integration assistance for disabled people
- Assistance to overcome particular social difficulties
- Assistance with health
- Assistance in other life situations

The Office for Social Affairs and Participation **advises and supports** you in all matters relating to these topics.


Hanseatic and University City of Rostock

Office for Social Affairs and Participation

 [St.-Georg-Straße 109/Haus II, 18055 Rostock](#)

 [+49 \(0\) 3813815009](#)

 [Amt für Soziales und Teilhabe](#)

 Di. 09.00-12.00 Uhr und 13.30 - 18.00 Uhr, Do. 09.00-12.00 Uhr und 13.30 - 16.00 Uhr

People who receive benefits in accordance with the Asylum Seekers' Benefits Act (AsylLG) should contact the "Asylum Benefits" department


Asylum benefits

 [Hans-Fallada-Str. 1, 18069 Rostock](#)

 [+49 \(0\) 3813815556](#)

 [Leistungen Asyl](#)


 [@asyl@rostock.de](mailto:asyl@rostock.de)

 Di 9-12 Uhr und 13:30 - 18 Uhr, Do 9-12 Uhr und 13:30 - 16 Uhr

Here you can get support with the following topics

- Payment of monthly cash benefits (issue of payment card)
- Registration for the electronic health card
- Application to move into a flat
- Initial equipment for the flat
- Initial equipment for pregnancy
- Application for Deutschland-Ticket Sozial
- Work in the shared accommodation

Leistungen für Bildung und Teilhabe (BuT)


 [Kopernikusstr. 1a, 18057 Rostock](#)

 [+49 \(0\) 3813819549](#)


 [Bildung und Teilhabe](#)

 [Online Termin](#)

Housing management

 0381-381 5536

 [@asylunterkunft@rostock.de](mailto:asylunterkunft@rostock.de)

 Di 9-12 Uhr und 13:30 - 18 Uhr, Do 9-12 Uhr und 13:30 - 16 Uhr

Social counselling for refugees - [here](#)

.

Registry office

The registry office (Standesamt) has many tasks. Have you had a child? Then you must report the birth to the registry office. The registry office will issue you with a birth certificate. You want to get married? Then the registry office will register your marriage.

The tasks at a glance

- Registering births and deaths on a certificate

- Conclude marriages and partnerships
- Registering resignations from the church
- Changing names
- Writing certificates (birth certificate, death certificate, marriage certificate)


Hanseatic and University City of Rostock

Registry office

 [Hinter dem Rathaus 5, 18055 Rostock](#)

 [+49 \(0\) 3813811470](#)

 [Standesamt](#)

 Di. 09.00-12.00 und 13.30-18.00 Uhr, Do. 09.00-12.00 und 13.30 - 16.00 Uhr

 [Online-Termin](#)

Youth welfare office

Children's rights are important. Every child deserves to be respected and loved. Do you have a child? Then bring it up in accordance with children's rights. This is important for the well-being of your child. You can find out more in the chapter on [children's rights](#).

The youth welfare office (Jugendamt) supports parents in bringing up children and young people. Anyone can contact the Youth Welfare Office free of charge. Are you a child or young person? Do you have problems? Then you can contact the Youth Welfare Office.

Responsibilities of the Youth Welfare Office:

- Supporting young people in their individual and social development
- Advise and support parents in their upbringing
- Protecting children and young people
- Creating positive conditions for young people and families
- Avoiding and breaking down barriers


Have you had a child? Then the youth welfare office contacts you after a few weeks. You would like a home visit. You can get to know the Youth Welfare Office. You will then receive a whole folder with information and offers. These are important for your child and your family.

Unaccompanied minor refugees are also subject to youth welfare law. This means: The case goes to the youth welfare office.


Hanseatic and University City of Rostock

Rostock Youth Welfare Office

 [St.-Georg-Straße 109, Haus II, 18055 Rostock](#)


 [+49 \(0\) 3813815059](#)

 [Jugendamt](#)

 Tues. 09.00-12.00 and 13.30-18.00, Thurs. 09.00-12.00 and 13.30 - 16.00

Local offices in Rostock

In principle, all people who come to Germany and wish to stay for longer than three months must register their residential address with the authorities after two weeks at the latest. Are you moving within Germany? Then you must inform the authorities of your new address.

 This registration has nothing to do with registering as an asylum seeker or registering with the [Rostock Migration Office](#) (Aliens Department). You must do this in addition. You can find out how to register as a refugee in the chapter on [asylum and refugees](#).

Who has to register and when?

All people who move to Germany or relocate within Germany must register or re-register at the Ortsamt (Ortsamt). Registration within two weeks is mandatory. Are you registering too late or not at all? Then you may have to pay a fine.

When you register, you will receive an "Amtliche Meldebestätigung" (Amtliche Meldebestätigung). Keep this document in a safe place. You can use it to prove - even without your ID - that you are registered in a municipality or city in Germany. This means that you are resident there.

What do I need to bring with me to register?

Registration takes place in person at the local office. The addresses of the local offices can be found at the bottom of this page. Local offices are located in various districts of Rostock.

You must bring your ID (identity card, residence permit, residence document, etc.) with you when registering. Do you have a passport? Or passport replacement documents? Then bring these with you too. You must also fill in a registration form. You can obtain the form directly from the local office.

You will also need a so-called "Wohnungsgeberbescheinigung vom Vermieter" (Wohnungsgeberbescheinigung vom Vermieter) for the registration. This is a document in which your landlord or landlady confirms that you are renting his or her flat. Sometimes your birth certificate or marriage certificate is also required for registration. If you have these documents, bring them with you to the registration office as a precaution.

Hanseatic and university city of Rostock

Ortsämter Rostock

 [Ortsämter Rostock](#)


 [Online-Termin](#)

Rostock has a total of 5 local offices spread across the city:


Ortsamt Nordwest 1/Groß Klein

 [Albrecht-Tischbein-Str. 48, 18109 Rostock](#)

Local office Northwest 2 - Lütten Klein

 [Warnowalle 30, 18107 Rostock](#)

Local office city centre

 [Neuer Markt 1a, 18055 Rostock](#)

Local office West - Reutershagen

 [Goerdelerstr. 53, 18069 Rostock](#)

Local Office East - Toitenwinkel

 [Jawaharlal-Nehru-Str. 33, 18147 Rostock](#)

Health department


The public health department (Gesundheitsamt) is part of the healthcare system in Germany. Its task is to protect the population from infectious diseases, for example. Or it deals with hygiene in companies. These can be hospitals and care centres. Or restaurants and cafés. Would you like to work in a restaurant? Then you need an instruction on infection protection.

The public health department also has other tasks. It advises on AIDS, chronically ill people, counselling for senior citizens, maternity counselling and offers support for people with mental illnesses. In schools, they provide information on disease prevention. And in general, it informs the population about health risks.

When your child starts school in Germany, he or she is invited to the health centre and examined. This is always done before your child starts school. The health department will advise you and help you if your child has any health problems.


Hanseatic and University City of Rostock

Health Department

 [Paulstr. 22, 18055 Rostock](#)

 [+49 \(0\) 3813815301](#)

 [Gesundheitsamt](#)

 Tues. 09.00-12.00 and 13.30-18.00, Thurs. 09.0-12.00 and 13.30 - 16.00